

Patterns and Characteristics of Offences in 2010 FIFA World Cup™

○ Hiroshi Yamada
(Tokushima Vortis)



Back ground

In recent years, Spaces and times on attacking are reduced by zone defense that was build on strong block in modern football. Therefore, it is required for attacking methods to create spaces and times.

It is necessary to classify attacking patterns to the goal and to show characteristics of offensive tactics for concrete and appropriate evaluation of tactics in game analysis.

The purpose of this study was to classify the attacking patterns on 145 plays to goals in all 45 games in 2010 FIFA World Cup™ and to show the characteristics of the offensive tactics.

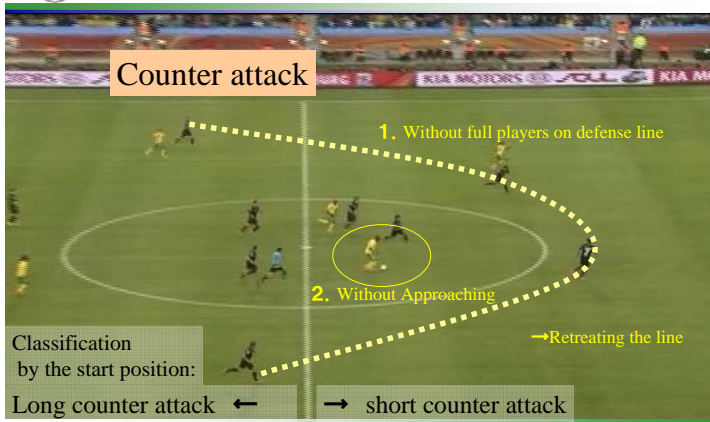


Method

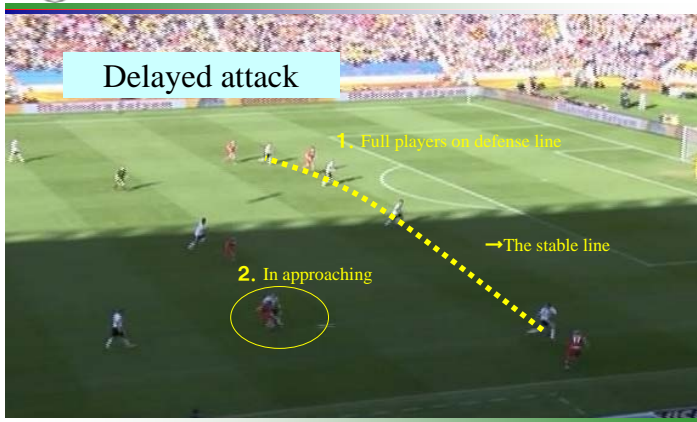
1. Operational definition of words
2. Construction of the qualitative hypothetical structure model of attack in football.
3. Determination of the classification items of attacking patterns
4. Setting up of samples.
5. Collection of data: it is possible to sample on VTR on TV.
6. Verification of the cross tabulation of the attacking pattern in delayed attack and counter attack and Certification of independency of distribution: chi-square test.
7. Analyzation of the attacking patterns: Levene test, t test, correlation coefficient.



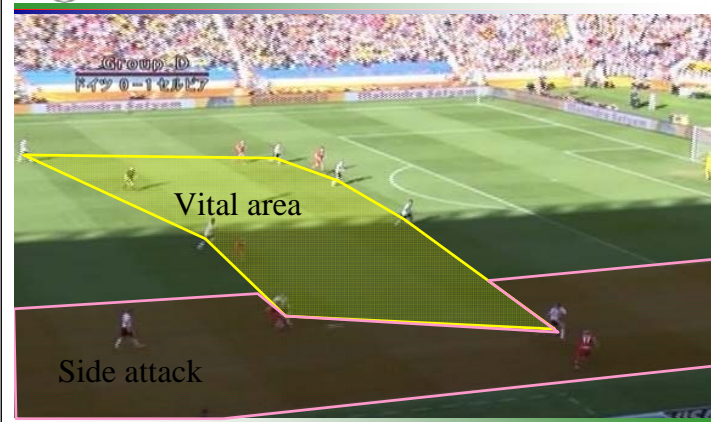
Operational definition of words



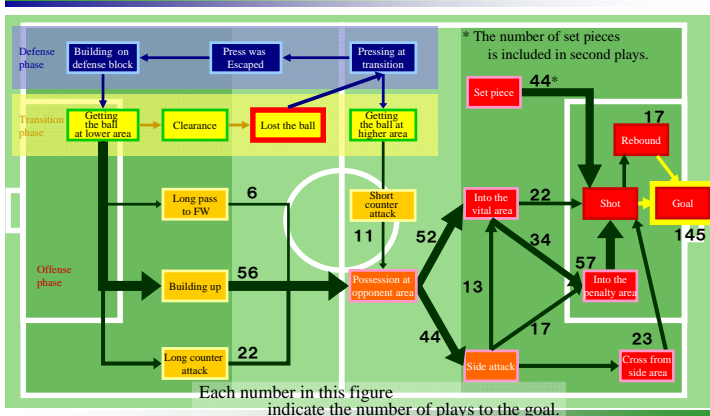
Operational definition of words



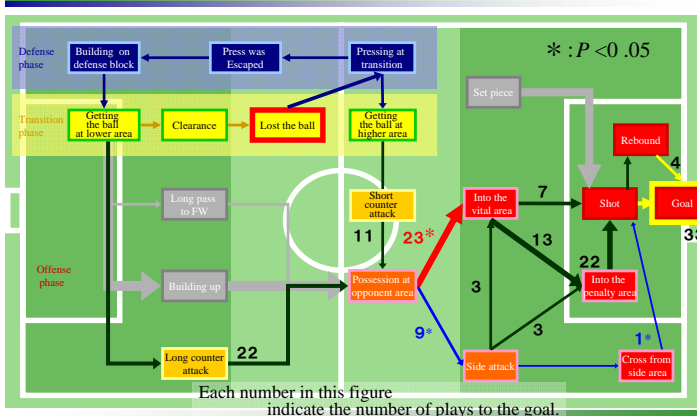
Operational definition of words



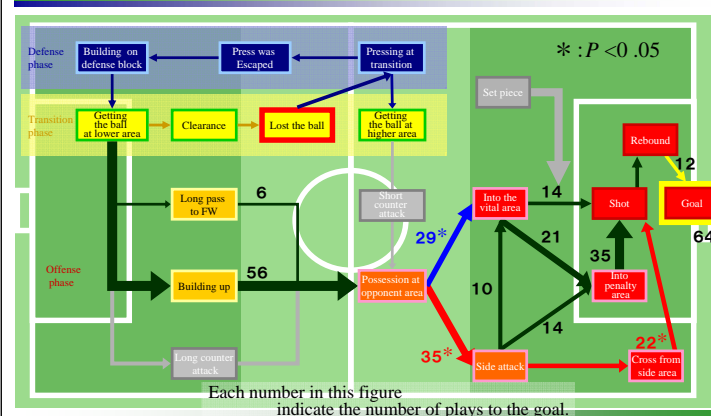
Model of Attack from Defense about play area



Counter attack: The number of offense plays for goals



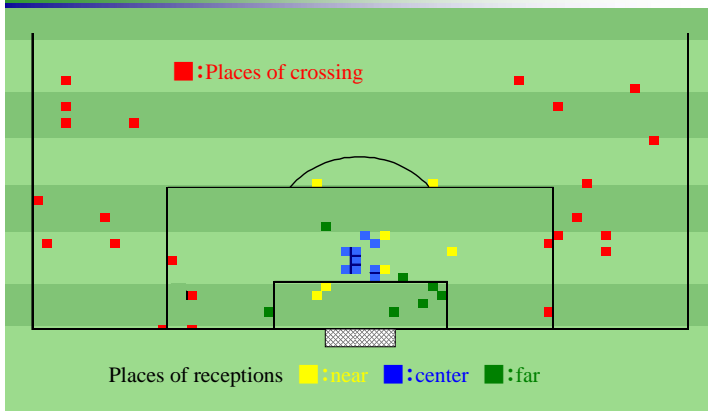
Delayed attack: The number of offense plays for goals





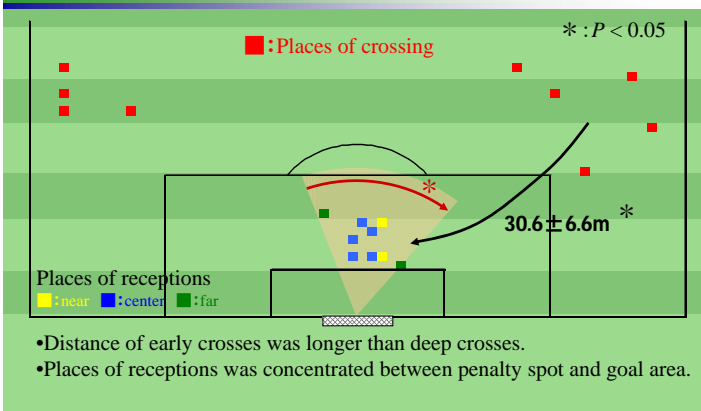
Crosses by side attacks

10



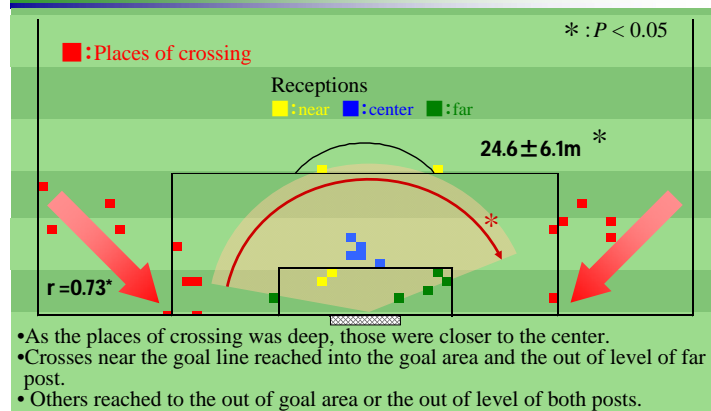
Early crosses

11



Deep crosses

12



Occasions into penalty area

13

	Dribble	Movement of 3 rd player	Through pass	Others	SUM
Delayed attack	7	10*	9	9	35
Counter attack	8	1*	9	4	22
SUM	15	11	18	13	57

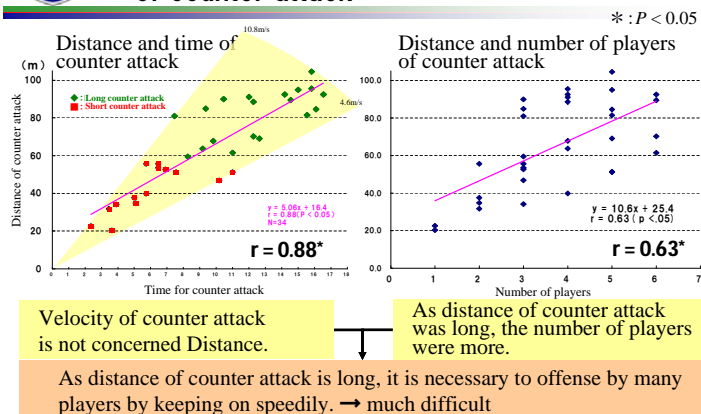
N = 57 $\bar{x} = 6.74$ ($\alpha = .081$)

In delayed attack, it was indicated that occasions into penalty area by the movement of third player were significantly more than others.
 → it was necessary to penetrate the strong block.
 → it was indicated mobility by creating and exploiting the space when forward passes were played.



Distance, time, and number of players of counter attack

14



Conclusion

15

- Trend of offense play
 - There were many goals through penalty area.
 - Counter attack: Offense speedily into vital area.
 - Delayed attack: The ratio of side attack is higher.
- Penetrate into penalty area
 - In delayed attack, especially there were many plays by the movement of third player.
- Side attack and cross
 - Early cross: Places of receptions is concentrated between penalty spot and goal area.
 - Deep cross: As the places of crossing is deep, those are closer to the center.
- Counter attack
 - Velocity of counter attack is not concerned Distance.
 - As distance of counter attack was long, the number of players were more.

fine

Hiroshi Yamada

is only one of the professional physical coach who have Ph.D. in Japan.

My target & dream is to work in Europe especially Italy, and to make Japan win the world cup to 50 years later.



Keywords:

Physical training for football player,
 Explosive power,
 Game analysis,
 Statistical analysis, Multiple variance analysis

Main Paper

- H. Yamada, T. Nishijima.: Multitrait factor structure of control tests for power development program in soccer. International Journal of Sport and Health Science 1(1), 103-109, 2003



Tokushima Vortis is the Japanese professional football club.

Now, 2nd praise in division 2.

The home page address is here (in Japanese only).
<http://www.vortis.jp/>

